

ELEVATE YOUR OUTDOORS:
Terrace Tiles
That Keep It Cool

2025
TILE GUIDE



TOO HOT TO HANDLE? LET'S FIX YOUR TERRACE

Hi! I'm Ashok, your tile expert.
Today, I'm here to walk you through how to choose the right tiles for your terrace—especially if you're tired of it being too hot to use during the day, tough to keep clean, or just not living up to its potential as an enjoyable outdoor space.



THE FORGOTTEN SPACE THAT DESERVES BETTER

In many homes, the terrace often becomes an afterthought. It's easy to see others using theirs for parties or plants, but for most, it ends up as a hot, empty stretch that's simply unusable during the day. In the evenings, it might feel tolerable, but direct sun turns it into a scorched surface. Cleaning it regularly? That too feels like a chore. The good news: there is a way to make your terrace comfortable without turning maintenance into a headache.

A terrace can be a wonderful extension of your living space—but without the right surface material, it tends to stay uncomfortably hot and underused. What most homeowners don't realise is that tile choice plays a big role in this. The right tile can keep the surface cooler, reduce indoor heat transfer, and make the space functional throughout the year.



MYTH vs FACT

Not All Tiles Are Terrace-Ready

Myth: Any tile will work for a terrace.

Fact: Terrace tiles need to handle extreme weather, minimise surface heat, and require low maintenance to remain functional and stylish over time.



WHAT TO LOOK FOR IN TERRACE TILES

To transform your terrace into a usable, pleasant space, look for solar reflective tiles. These are specially engineered with a glaze that reflects a higher percentage of solar heat than regular tiles or surfaces. The impact is significant-these tiles can bring down surface temperature by up to 15°C.

KEY METRICS TO KNOW:

SURFACE TEMPERATURE REDUCTION

15%* 

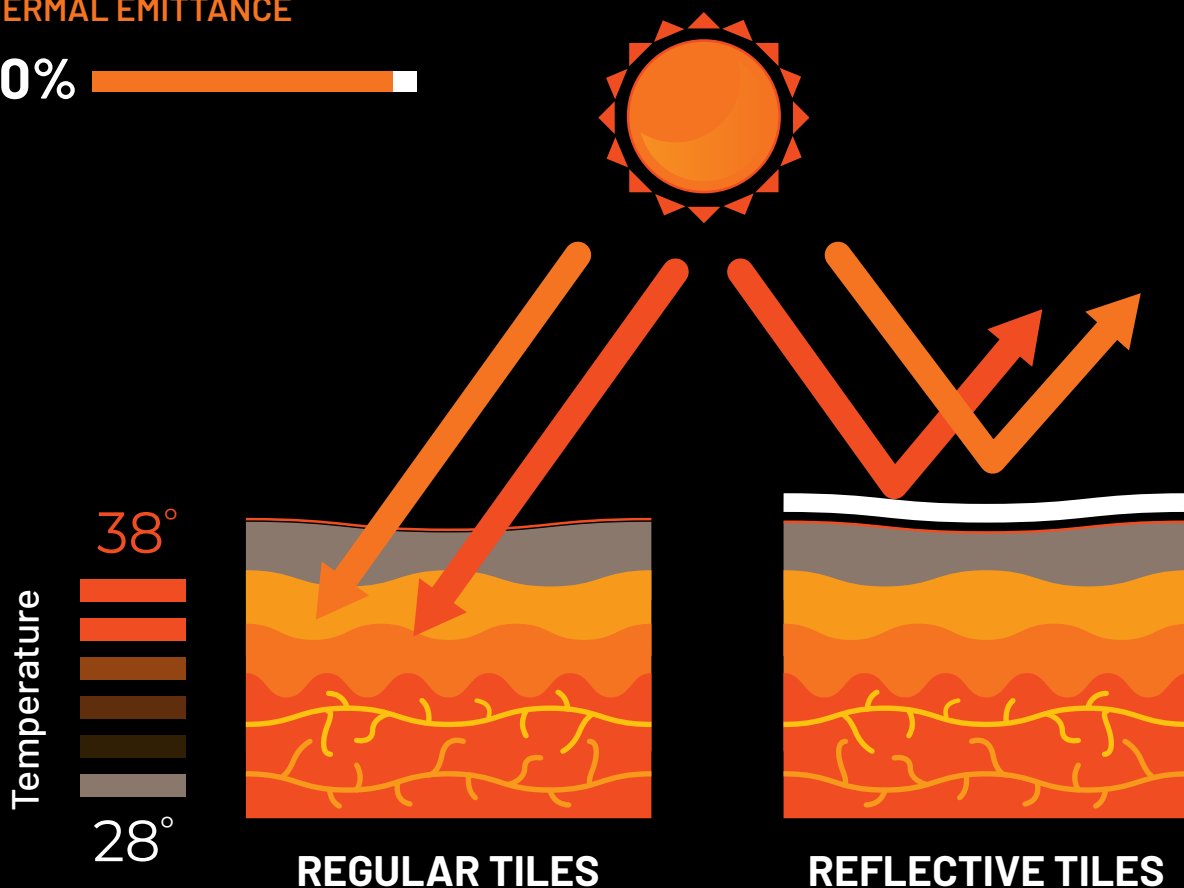
SOLAR REFLECTANCE

COLOUR TILES: >78

WHITE TILES: > 90

THERMAL EMITTANCE


90% 



*15% is the maximum temperature variation observed. Actual temperature reduction may vary based on conditions.

COOLER SURFACE = COOLER INTERIORS

These solar reflective tiles don't just improve the surface temperature—they contribute directly to better indoor comfort. By bouncing off heat instead of absorbing it, they keep terrace and rooftop surfaces significantly cooler. That means less heat gets transferred into your home during peak sunlight hours. Think of it as a passive cooling layer for your home—one that could reduce your air conditioner's workload, lower your electricity bills, and shrink your carbon footprint.



*High solar reflectance -
sunlight is reflected away.*

*Cooler indoors -
less heat, more comfort.*

DURABILITY + EASE OF MAINTENANCE: THE NON-NEGOTIABLES

Tiles meant for terraces and roofs must go beyond cooling—they should also be built to last. Choose tiles that can withstand UV radiation, rainfall, and extreme summer heat without losing performance over time.

Maintenance is equally important. Good terrace tiles should be incredibly low-maintenance. A simple wash should be enough to keep them clean and functioning effectively—no elaborate cleaning required.

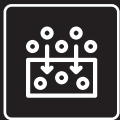
THE TOTAL PACKAGE: WHAT MAKES A TILE TERRACE-READY

These tiles may look simple, but they offer a well-rounded set of features:



DESIGNED FOR INDOOR COMFORT:

Improved indoor comfort with **reduced heat absorption**, resulting in less dependence on air conditioners.



VITRIFIED DURABILITY:

Choose **low water absorption tiles** that are highly durable, require low maintenance, and are built for outdoor use.



PERFECT FIT:

A 30x30 cm size is ideal for terraces-offering **ease of installation and a good fit** for most layouts.



MATT FINISH:

Essential for safety, a matt surface makes these tiles **skid-resistant**, even when it rains.



COLOR OPTIONS:

White tiles offer the highest solar reflectance, **keeping surfaces as cool as possible**.

For those who prefer variety, lighter shades tiles with solar reflective property are also available. These offer both style and functional cooling benefits.

QUICK CHECKLIST FOR AN EASY DECISION

- White Tile **SRI VALUE 90**, Colored Tile **SRI VALUE >78**
- Vitrified Durability: **Low Water Absorption**
- **Perfect 30x30 cm Size for Terraces**
- **Matt Finish: Skid Resistant**
- Color Options: **White & Color/Lighter Shades**

Pro Tip:

Proper installation and grouting are key! Avoid epoxy grout in open areas to prevent issues with weather exposure.

WHICH BRAND TO CHOOSE?

There are several good tile brands that offer surface solutions for terraces. But if you're looking for a brand that consistently gets the balance between climate responsiveness, durability, and design right—I'd recommend Johnson Tiles.

With over 67 years of tile manufacturing expertise, Johnson is one of India's most trusted names—chosen by countless homeowners across the country.

The brand invests in product development based on real customer needs


Their tiles aim to balance design with practical functionality, including safety features

Their collections are built with different spaces and applications in mind

For terraces in particular, Johnson was one of the pioneers in introducing Solar Reflective tile technology in India. Their tile ranges are thoughtfully designed to support both thermal comfort and aesthetic appeal—making the terrace not just usable, but enjoyable year-round.

HERE'S WHY THEIR ENDURA SOLAR REFLECTIVE COOL ROOF TILES MAKE AN EXCELLENT CHOICE:

- They're designed specifically for rooftops and terraces, offering real-world durability in tough weather.
- The surface glaze is engineered to reduce solar heat absorption, resulting in up to 15°C lower surface temperature.
- Better indoor comfort with less heat absorption - reduces the need for air conditioners and helps save electricity.
- With vitrified construction and a matt finish, the tiles are built to last and resist slipping—even during rain.
- White tiles with an SRI of >90 are available, along with a variety of other light-colored options (SRI > 78).
- Their 30x30 cm size is ideal for terrace layouts and ensures easy, seamless installation.
- These tiles are low-maintenance and require nothing more than a basic wash to keep them clean and functional over time.



Explore more:

- *If you want to know more, step into a **Johnson Experience Centre**, where experts will guide you in choosing the perfect tiles.*

<https://www.hrjohnsonindia.com/display-centre>

- *If there isn't one near you, **visit the Johnson website** to find the closest authorized Johnson dealer.*

<https://www.hrjohnsonindia.com/dealer-locator>

- *Or try our **Tile Studio**, an interactive tool that lets you see how different tiles will look in your own space.*

<https://www.hrjohnsonindia.com/johnson-tile-studio>



<https://www.hrjohnsonindia.com>

Scan the QR code to explore our
range of tiles for all spaces
and find the perfect fit for your home.

Planning Other Spaces Too?

If you're exploring tile options for other areas in your home, you might find these guides useful. Click to explore each one, designed to help you choose the right tiles based on the specific needs and usage of that space.

Bedroom Tiles

Kitchen Tiles


Living room Tiles

Staircase Tiles

Bathroom Tiles

Feel free to refer to them as you plan your home-it's often helpful to look at the full picture before making your final selections.



 Whatsapp: +91 84510 57484 • Toll free number: 1800-210-7484
Email ID: tiles.customercare@prismjohnson.in