

THE SMARTER STEP:
Choosing Staircase Tiles
Over Stone




2025
TILE GUIDE

STAIRCASES MATTER MORE THAN YOU THINK

Hi! I'm Ashok, your tile expert.

When renovating or building a multi-story home, staircases are often seen as a purely functional element. But they're much more than that. The right staircase material affects not just the look of your home, but also its safety, durability, and daily maintenance.

Today, let's explore how to choose smarter, safer, and more stylish options for your stairs—and why tiles, when chosen correctly, are often a better solution than traditional natural stones like marble or granite.



MYTH vs FACT

Natural Stone vs Tiles

Myth: Natural stone is the best and most luxurious material for staircases.

Fact: While natural stone has an aesthetic appeal, it's porous, slippery, hard to maintain, and inconsistent in quality—making it a poor fit for staircases.

Specialized staircase tiles are built with **safety features like tread lines, bullnose edges, low water absorption, and consistent finishes**—making them a much smarter and safer choice for modern homes.



WHY RECONSIDER TRADITIONAL STAIR MATERIALS

Natural stones like marble and granite have been a go-to for decades. However, they come with practical drawbacks:

- ✗ They stain easily due to porosity
- ✗ They become slippery, especially when wet
- ✗ They discolor and are tough to maintain over time

Tiles designed for staircases solve these problems. They offer:

- Built-in **tread lines** for better grip
- **Bullnose edges** for safe, smooth finishing
- **Skid-resistant matt surfaces** to prevent slips and trips
- **Durable vitrified bodies** that resist staining and wear
- **Low maintenance**—a simple wipe keeps them fresh

When it comes to balancing safety, durability, style, and ease of maintenance, staircase-specific tiles emerge as the smarter upgrade.



WHY TILES ARE SMARTER THAN NATURAL STONE FOR STAIRCASES

Choosing tiles over natural stone brings multiple practical advantages:

Ease of Installation:

Tiles are ready-to-use and come in standardized sizes:

- 30 × 120 cm for steps
- 60 × 120 cm for landings and risers

**NO ON-SITE CUTTING AND SHAPING NEEDED -
SAVING TIME, EFFORT, AND COST.**

Maintenance Made Simple:

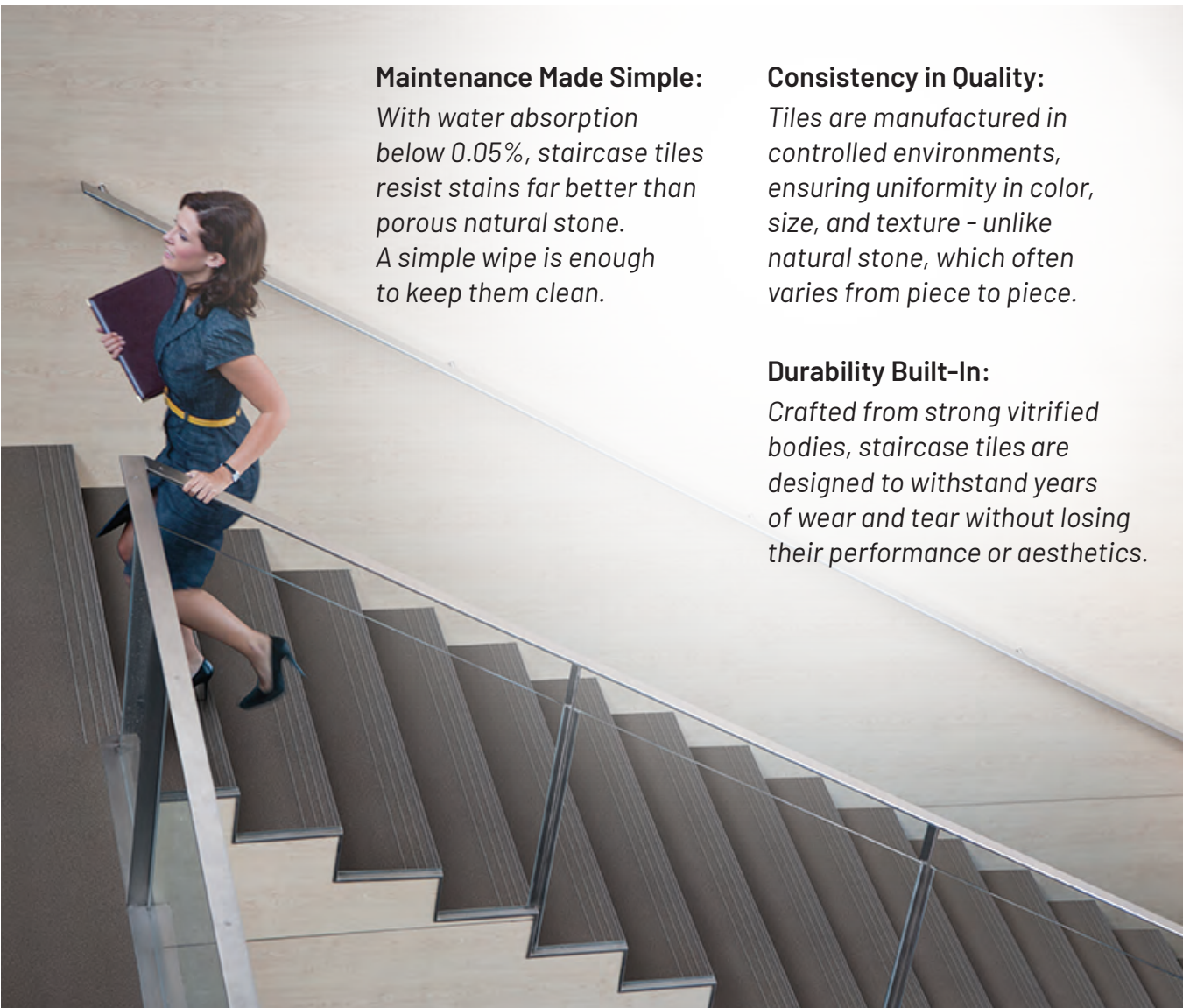
With water absorption below 0.05%, staircase tiles resist stains far better than porous natural stone. A simple wipe is enough to keep them clean.

Consistency in Quality:

Tiles are manufactured in controlled environments, ensuring uniformity in color, size, and texture - unlike natural stone, which often varies from piece to piece.

Durability Built-In:

Crafted from strong vitrified bodies, staircase tiles are designed to withstand years of wear and tear without losing their performance or aesthetics.



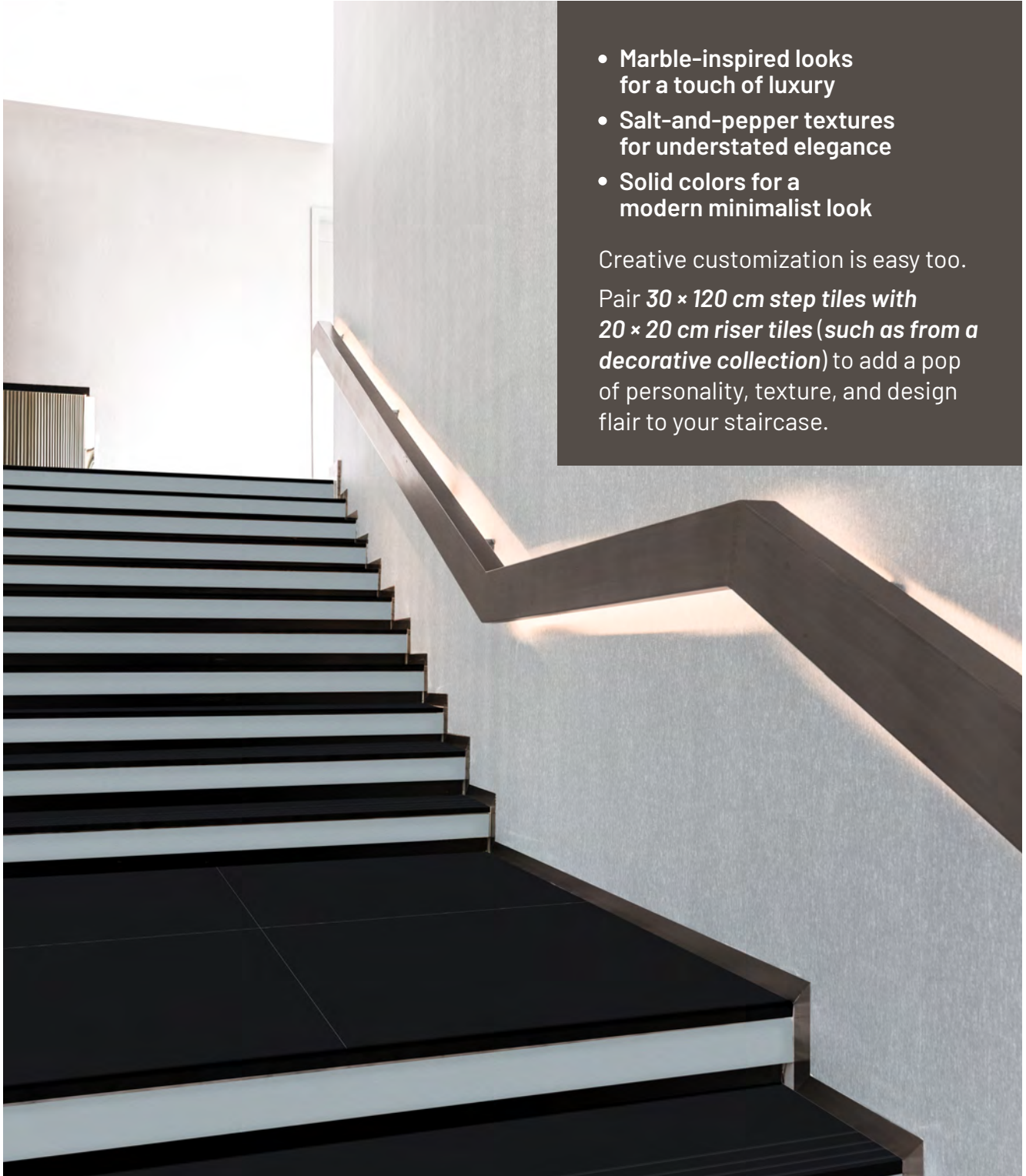
ADDING STYLE TO SAFETY

Choosing safety doesn't mean sacrificing style. Staircase tiles today offer a wide variety of design options:

- Marble-inspired looks for a touch of luxury
- Salt-and-pepper textures for understated elegance
- Solid colors for a modern minimalist look

Creative customization is easy too.

Pair **30 × 120 cm step tiles** with **20 × 20 cm riser tiles** (such as from a **decorative collection**) to add a pop of personality, texture, and design flair to your staircase.




Whether you prefer bold contrasts or subtle harmonies, staircase tiles can be tailored to match the interior themes of your home beautifully.

QUICK CHECKLIST FOR STAIRCASE TILES

Use this as a reference when selecting tiles across different staircase surfaces:

FOR SAFER STAIRCASES:




- ✓ Look for tiles with **tread lines** and **bullnose edges**
- ✓ Choose **matte finishes** for slip-resistance

FOR FASTER INSTALLATION:



- ✓ Prefer **ready-to-use sizes** like 30 × 120 cm (steps) and 60 × 120 cm (landings)

FOR HASSLE-FREE MAINTENANCE:



- ✓ Opt for tiles with **< 0.05% water absorption** to resist staining

FOR STYLE WITH FUNCTIONALITY:



- ✓ Combine **solid, marble, or textured designs** based on your décor
- ✓ Mix **step tiles and riser tiles** for a customized look

WHICH BRAND TO CHOOSE?

There are several good tile brands that offer surface solutions for staircases. But if you're looking for a brand that consistently gets the balance between **safety, durability, and thoughtful design** right—I'd recommend **Johnson Tiles**.

With over **67 years of tile manufacturing expertise**, Johnson is one of India's most trusted names—chosen by countless homeowners across the country.

The brand invests in **product development based on real-world needs**, especially for high-use and safety - critical areas like staircases.

Their tiles aim to combine **style with practical functionality**, offering features like skid resistance, built-in tread lines, and low maintenance.

Their collections are **designed with specific spaces in mind**, ensuring that each surface—from floors to stairs—is optimized for everyday living.

For staircases in particular, Johnson was among the first brands to introduce ready-to-use staircase tiles with integrated tread and bullnose features in India. Their tile ranges are thoughtfully designed to make staircases safer, more stylish, and easier to maintain.

HERE'S WHY JOHNSON'S STEPPING STONE STAIRCASE TILES MAKE AN EXCELLENT CHOICE:

- They come **ready with built-in tread lines and bullnose edges**—enhancing grip and safety with no extra fabrication needed.
- The **matt surface finish** provides effective slip-resistance, especially important on stairs.
- **Water absorption is below 0.05%**, ensuring stain resistance and long-term durability.
- Available in **standard staircase-friendly formats like 30 × 120 cm** for steps and **60 × 120 cm** for landings.
- Designs range from **solid colors to salt-and-pepper and marble-inspired finishes**, allowing you to match your staircase to your home's overall look.
- Tiles are **vitrified**, offering superior strength to withstand heavy foot traffic and daily use.
- Their staircase tiles require **minimal maintenance** – a simple wipe keeps them looking clean and fresh over time.



FOR STAIRCASE TILES

Explore more:

*If you want to know more, step into a **Johnson Experience Centre**, where experts will guide you in choosing the perfect tiles.*

<https://www.hrjohnsonindia.com/display-centre>

- *If there isn't one near you, **visit the Johnson website** to find the closest authorized Johnson dealer.*

<https://www.hrjohnsonindia.com/dealer-locator>

- *Or try our **Tile Studio**, an interactive tool that lets you see how different tiles will look in your own space.*

<https://www.hrjohnsonindia.com/johnson-tile-studio>



<https://www.hrjohnsonindia.com>

Scan the QR code to explore our
range of tiles for all spaces
and find the perfect fit for your home.

Planning Other Spaces Too?

If you're exploring tile options for other areas in your home, you might find these guides useful. Click to explore each one, designed to help you choose the right tiles based on the specific needs and usage of that space.

Bedroom Tiles

Kitchen Tiles


Living room Tiles

Roof/Terrace Tiles

Bathroom Tiles

Feel free to refer to them as you plan your home-it's often helpful to look at the full picture before making your final selections.



 Whatsapp: +91 84510 57484 • Toll free number: 1800-210-7484
Email ID: tiles.customercare@prismjohnson.in